

# Emergency Response Quick Reference

## All 2000-2005 Honda and Acura Vehicles

### Recommended Procedures

#### Fire

- No unusual materials.
- Follow standard procedures.

#### Secure Vehicle

- Turn ignition off and remove key.
- If key cannot be reached, cut negative battery cable(s).
- Set parking brake.

#### Airbags

- See illustrations for airbag locations.
- Front and side airbags labeled above airbag locations. Side curtain airbags marked at top of front pillars and middle or rear pillars.
- Deactivation time = up to 3 min. after engine off or negative battery cable(s) cut.
- Temps. 320-356°F (160-180°C) can deploy airbags.

#### Occupant Extrication

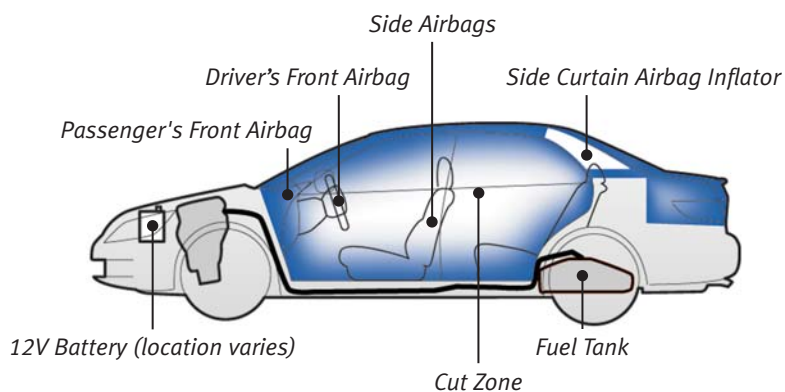
- Observe cut zones.

#### Vehicle Removal

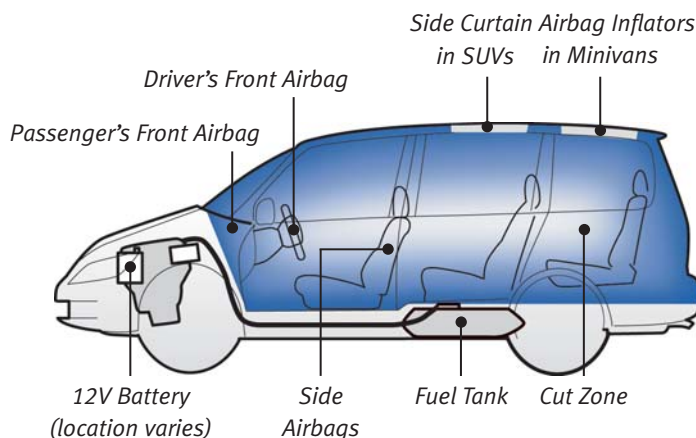
- Use flatbed truck if vehicle repairable.

### Key Components and Cut Zones

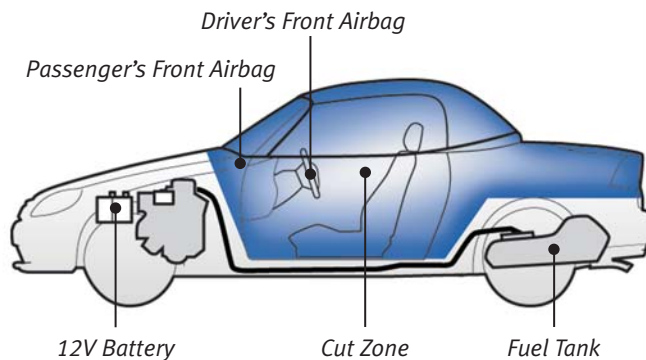
#### Coupes & Sedans



#### SUVs & Minivans



#### 2-Seat Vehicles\*



\*Honda S2000 illustrated. Engine, fuel tank and battery locations vary for Insight and Acura NSX.

